


FEATURES

- DOUBLE LAYER CONSTRUCTION
- POWER BACK-UP FOR CMOS DEVICES
- SURFACE MOUNTABLE V-CHIP STYLE
- LEAD-FREE FINISH

RoHS Compliant
includes all homogeneous materials

*See Part Number System for Details



CHARACTERISTICS

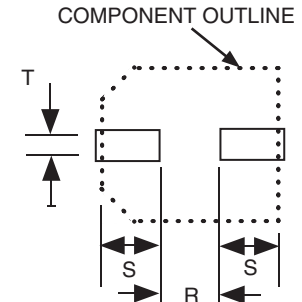
Rated Voltage Range	3.5 & 5.5VDC	
Rated Capacitance Range	0.047F ~ 1.0F (47,000µF ~ 1,000,000µF)	
Operating Temp. Range	-25°C ~ +70°C	
Capacitance Tolerance	+80%/-20% (Z)	
Load Life Test @ 70°C 1,000 hours	Δ Capacitance Change	Less than ±30% of initial measured value
	Maximum ESR	Less than 200% of the specified maximum value
	Current at 30 minutes	Less than 200% of the specified maximum value
Temperature Cycling (5 cycles, -25 ~ +70°C)	Δ Capacitance Change	Within +80%/-20% of specified value
	Maximum ESR	Less than specified maximum value
	Current at 30 minutes	Less than specified maximum value
Humidity Resistance (240 hours @ 40°C/90% RH)	Δ Capacitance Change	Less than ±20% of initial measured value
	Maximum ESR	Less than 120% of the specified maximum value
	Current at 30 minutes	Less than 120% of the specified maximum value

STANDARD VALUES AND SPECIFICATIONS

NIC P/N	Capacitance Value (F) Discharge	Working Voltage (VDC)	Holding Voltage (VDC min.)	Max. Current @ 30 minutes (mA)	Max. ESR @ 1KHz (Ω)
NEXC104Z3.5V10.5X5.5TRF	0.1	3.5	-	0.090	50
NEXC224Z3.5V10.5X5.5TRF	0.22	3.5	-	0.200	25
NEXC474Z3.5V10.5X8.5TRF	0.47	3.5	-	0.420	25
NEXC473Z5.5V10.5X5.5TRF	0.047	5.5	4.2	0.071	50
NEXC104Z5.5V10.5X5.5TRF	0.1	5.5	4.2	0.150	25
NEXC224Z5.5V10.5X8.5TRF	0.22	5.5	4.2	0.330	25
NEXC474Z5.5V16X9.5TRF	0.47	5.5	4.2	0.710	13
NEXC105Z5.5V21X10.5TRF	1.0	5.5	4.2	1.500	7

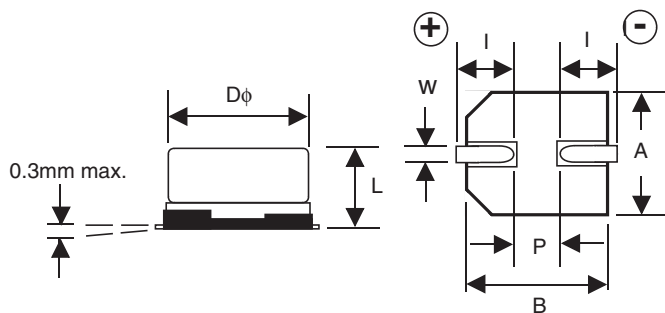
LAND PATTERN DIMENSIONS (mm)

Case Diameter	R	S	T
10.5	5.0	4.6	2.5
16.0	5.0	10.0	2.5
21.0	10.0	10.5	3.5

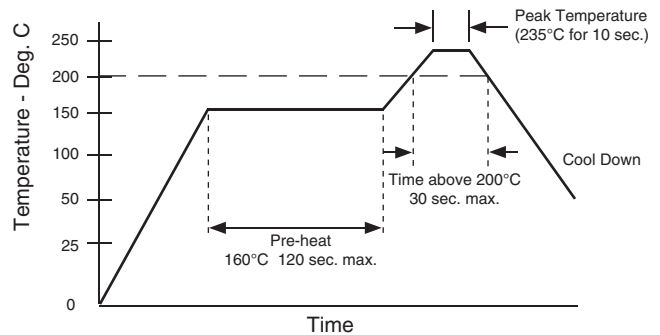


CASE DIMENSIONS (mm)

Case Size	Dφ ±	L max.	A/B ±0.2	I	W	P
10.5 x 5.5	10.5	5.5	10.8	3.6 ±0.5	1.2	5.0
10.5 x 8.5	10.5	8.5	10.8	3.6 ±0.5	1.2	5.0
16 x 9.5	16.0	9.5	16.3	6.8 ±1.0	1.2	5.0
21 x 10.5	21.0	10.5	21.6	7.0 ±1.0	1.4	10.0



RECOMMENDED REFLOW PROFILE



PRECAUTIONS

WASHING IS NOT RECOMMENDED. Special wash resistant parts are available. Contact NIC for details. Additional guidelines and precautions can be found at www.niccomp.com/precautions. If in doubt or uncertainty, please review your specific application - process details with NIC's technical support personnel: tpmg@niccomp.com

