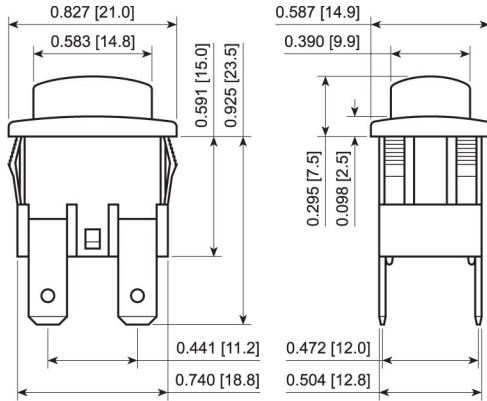


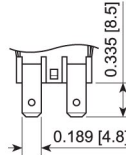
PA4 Series



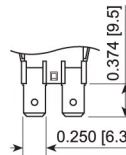
RoHS



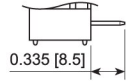
Terminal Options



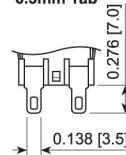
4.8mm Tab



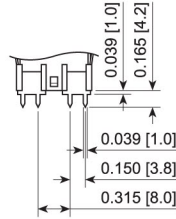
6.3mm Tab



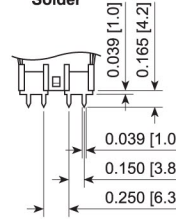
Horizontal 4.8mm Tab



Solder

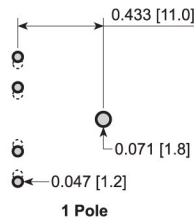


PCB Pins (8.0mm Spacing)

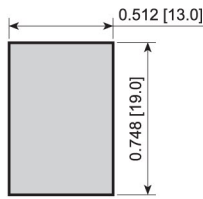


PCB Pins (6.3mm Spacing)

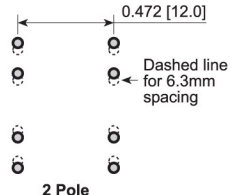
Mounting Options



1 Pole



Panel Cutout



2 Pole

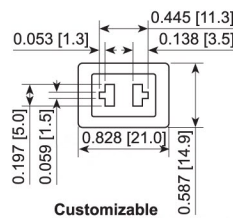
PCB Layout

Illumination Options



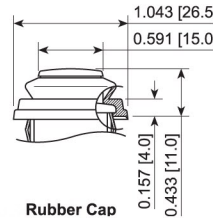
Full

Actuator Options



Customizable

Water Protection Options



Rubber Cap

FEATURES:

- Durable, Robust and Economical
- Popular 13mm x 19mm Cutout
- High Power Ratings
- Standard and Water-resistant Versions
- Illuminated Versions

SPECIFICATIONS:

RATING: RATING OPTION C:

16A 125/250VAC [UR, cUR]
16(4)A 250V~ 1E4 T125/55 [ENEC]

RATING OPTION J:

16A 125/250VAC [UR, cUR]
16(8)A 250V~ 1E4 T125/55 [ENEC]

TEMPERATURE: -20°C to 65°C [UR, cUR]
-20°C to 125°C [ENEC]

ELECTRICAL LIFE: 10,000 Cycles

CONTACT RESISTANCE: 20mΩ Min. at 1A 5VDC

INSULATION RESISTANCE: 100MΩ Min. at 500VDC

DIELECTRIC STRENGTH: 1,000VAC for 1 Minute

MATERIALS:

UPPER BODY: Polyamide 6/6, UL94 V-2

LOWER BODY: PBT, UL94 V-2

ACTUATOR: Polyamide 6/6, UL94 V-2

Polycarbonate, UL94 V-2

CONTACTS: Silver Alloy

TERMINALS: Silver Plated Copper




PA421C4000-124



PA431C1700



PA411C1900



PA4R11C1000-116



PA411C1100

SPECIFICATIONS SUBJECT TO CHANGE WITHOUT NOTICE

Series	Terminal	Function	Rating	Body Color	Actuator Color	Marking Color	Marking Type	Lens Style	Lens Color	Lamp Voltage
PA4 - Std. Version	1 - 4.8mm Tab	1 Pole:	C - 16A 125/250VAC [UL, CSA]	1 - Black	0 - Full Illum.	0 - None	0 - None	1 - Full	0 - Clear	3 - 6V
PA4R - Rubber Cap	2 - Solder	1 - Off-On	16(4)A 250V~ [ENEC]	2 - White	1 - Black	1 - Black	1 - Power Symbol Vert.	1 - Red	1 - Red	4 - 12V
PA4C - Customizable	3 - PCB Pins (8.0mm)	4 - Off-(On)		4 - Grey	2 - White	2 - White	2 - Power Symbol Horz.	2 - Amber	2 - Amber	5 - 24V
	4 - PCB Pins (6.3mm)	2 Pole:	J - 16A 125/250VAC [UL, CSA]	9 - Red	4 - Grey	8 - Red	3 - Reset Symbol Vert.	3 - Green	3 - Green	6 - 125V
	5 - Horizontal 4.8mm Tabs	E - Off-(On)	16(8)A 250V~ [ENEC]		5 - Orange		4 - Reset Symbol Horz.	4 - Blue	4 - Blue	7 - 250V
	6 - 6.3mm Tab				7 - Blue		5 - POWER Vert.	5 - Yellow	5 - Yellow	
					8 - Green		6 - POWER Horz.			
					9 - Red		7 - RESET Vert.			
							8 - RESET Horz.			

Custom Colors and Markings Available Upon Request

For Illuminated Switches Only

EXAMPLE PART NUMBERS:

PA411C1100 1P Off-On
Black Body/Actuator, 4.8mm Tab

PA414C1100 1P Off-(On)
Black Body/Actuator, 4.8mm Tab

PA412C1100-116 2P Off-On
Black Body, Red Actuator, 125V, 4.8mm Tab

PA421C1100 1P Off-On
Black Body/Actuator, Solder Tab



E-SWITCH®

www.e-switch.com

800.867.2717

PUSHBUTTON