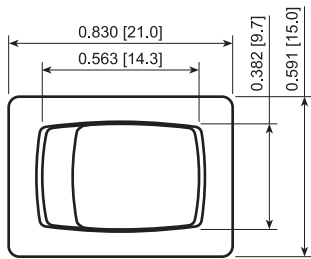
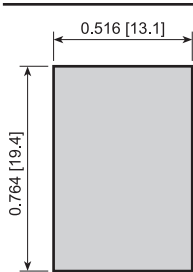




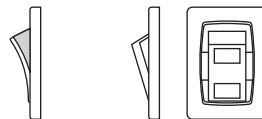
ROCKER



Panel Cutout



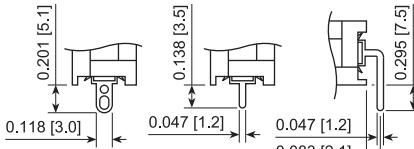
Actuator Options



Bi-Color

Customizable

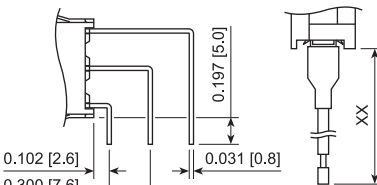
Terminal Options



Solder

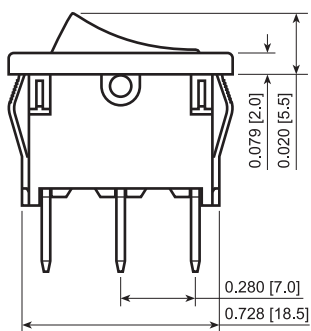
Standard PCB

Horizontal PCB



Vertical PCB

Wire Leads



FEATURES:

- High Rating
- Snap in with Multiple terminal options
- Many Functions Available
- PVC Cap for Dust and Water Protection

SPECIFICATIONS:

RATING: RATING OPTION C:
16A 125VAC [cULus]
10(6)A 250V~ 1E4 T85 [ENEC]
6(4)A 250V~ 5E4 T85 [ENEC]

Rating Option 3:

11A 125VAC [cULus]
5.5A 250VAC [cULus]
4A 250V~ 1E4 T55 [ENEC]

Ratings of Illuminated Switches May Vary

TEMPERATURE: -20°C to 55°C Min.

ELECTRICAL LIFE: 10,000 Cycles

CONTACT RESISTANCE: 30mΩ Max.

INSULATION RESISTANCE: 500MΩ Min. at 500VDC

DIELECTRIC STRENGTH: 1,000VAC for 1 Minute

INGRESS PROTECTION: IP54 with PVC Cap

MATERIALS:

BODY: Polyamide 6/6, UL94 V-2

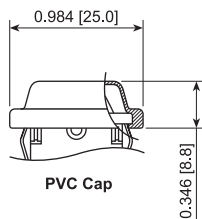
ACTUATOR: Polyamide 6/6, UL94 V-2

Polycarbonate, UL94 V-2

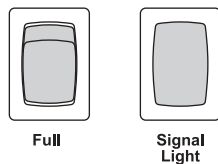
CONTACTS: Silver Alloy

TERMINALS: Silver Plated Copper

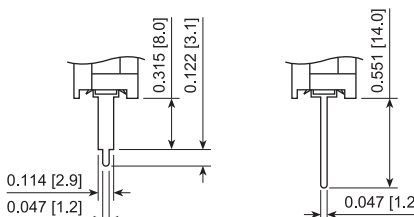
Water Protection Option



Illumination Options



Dimensions of Illuminated Switches May Vary From Above



Extended PCB

Wire Wrap



RA111C1A00



RA111C1021-116



RA111C1213

RA113C1100
ACC-P01

Series	Terminal	Function	Rating	Body Color	Actuator Color	Marking Color	Marking Type	Lens Style	Lens Color	Lamp Voltage
RA1 - Curved Actuator	0 - Blank	0 - Signal / Blank	0 - Signal / Blank	1 - Black	0 - Illuminated	0 - None	0 - None	1 - Full / Signal	0 - Clear	3 - 6V
RA1C - Customizable Actuator	1 - 4.8mm Tab (*)	1 - Off-On (*)	3 - 11A 125V	2 - White	1 - Black	1 - Black	1 - I/O Vert.	2 - Amber	1 - Red	4 - 12V
	2 - Solder (*)	3 - On-On (*)	C - 16A 125V	3 - Almond	2 - White	2 - White	2 - ON/OFF/ON Vert.	3 - Green	2 - Amber	6 - 125V
	3 - PCB Pin	4 - Off-On		4 - Grey	3 - Almond	3 - Almond	3 - ON/OFF Vert.	4 - Blue	3 - Green	7 - 250V
	H - Horiz. PCB	5 - On-Off-On		9 - Red	4 - Grey	4 - Grey	4 - ON/OFF Horiz.	5 - Yellow	4 - Blue	
	V - Vert. PCB	A - On-(Off)			5 - Orange	5 - Orange	5 - I/O/II Horiz.		5 - Yellow	
	A14 - Wire Wrap	C - On-Off-(On)			7 - Blue	7 - Blue	6 - I/O/II Vert.			
	E08 - Ext. PCB	D - (On)-(Off)-(On)			8 - Green	8 - Green	7 - I/O Vert.			
	Wxx - Wire Leads				9 - Red	9 - Red	8 - I/O Horiz.			

Notes:
Not All Combinations are Available, Please Check with Sales.
* = Options Available with Illuminated Switches

Custom Colors and Markings Available Upon Request For Illuminated Switches Only

EXAMPLE PART NUMBERS:

- RA1131100 1P Off-On
Black Body/Actuator, No Marking
- RA1131121 1P Off-On
Black Body/Actuator, I/O Vert.
- RA111C1100 1P Off-On
Black Body/Actuator, No Marking
- RA111C1121 1P Off-On
Black Body/Actuator, I/O Vert.
- RA111C1021-116 1P Off-On
Red Illum. Actuator, Black Body, I/O Vert.
- RA11331100 1P On-On
Black Body/Actuator, No Marking
- RA11531100 1P On-Off-On
Black Body/Actuator, No Marking
- RA11531122 1P On-Off-On
Black Body/Actuator, ON/OFF/ON Vert.
- RA13131100 1P Off-On
Black Body/Actuator, PCB Pins, No Marking
- RA1H331100 1P On-On
Black Body/Actuator, Right Angle PCB Pins